



尼普顿电器
Neptune Electric

HVDC Relay NVR6V-20



Ceramic Series

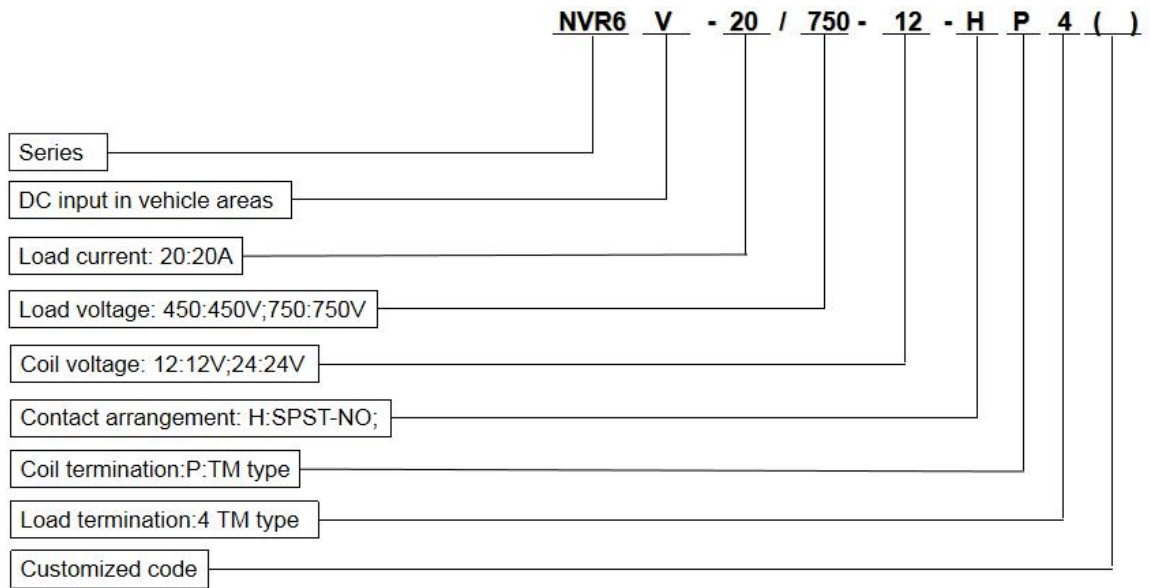
Features

- CCC and RoHS compliant;
- Contacts sealed in ceramic capsules and inert gas;
- Contacts protected against contamination. e.g oxidation and corrosion;
- Magnet arc blowout;
- Up to 900VDC Cutoff;
- Compact and lightweight;
- No polarity on terminals and connectors;

Applications

- ◆ Main contactors for larger hybrid electric vehicles (HEV), plug-in hybrids (PHEV) and full electric vehicles (BEV);
- ◆ Battery charging systems;
- ◆ Power charging devices;
- ◆ Solar power systems;
- ◆ Could server and uninterrupted power supply (UPS)

Product Code Structure



Coil Data

Rated voltage VDC	Operate voltage VDC	Release voltage VDC	Rated operating power W
12	≤8.4	≥1	2.6
24	≤16.8	≥2	2.6

- 1) Operate voltage and release voltage may vary with environmental temperature.
- 2) The ripple factor should be under 5%.



尼普顿电器
Neptune Electric

HVDC Relay NVR6V-20



Ceramic
Series

Main Contact Data

Contact arrangement		1H
Initial contact resistance		$\leq 5\text{m}\Omega$ (6V DC/20A)
Rated current		20A
Limiting short-time current		40A:10min
		80A:10s
Max. switching current		200A (320V DC)
Overload break		50 times (60A/450V DC)
Dielectric strength	Between contact and coil	3000V AC
	Between contacts	
Insulation resistance	Between contact and coil	Min: 1000M Ω (1kV DC)
	Between contacts	
Operate time		$\leq 30\text{ms}$
Bounce time		$< 5\text{ms}$
Release time		$\leq 10\text{ms}$

Other Data

Endurance	Mechanical		2×10^5 times
	Electrical (Resistive load)	450V DC	1×10^5 times
		750V DC	7.5×10^4 times
Mechanical performance	Shock resistance (Functional)		20G
	Shock resistance (Destructive)		50G
	Vibration resistance (Functional)		4G (10~500Hz)
	Vibration resistance (Destructive)		4G (10~500Hz)
Operational condition	Ambient temperature		$-40^\circ\text{C} \sim +85^\circ\text{C}$
	Relative humidity		5%~85% R. H.
Weight			Approx. 150g



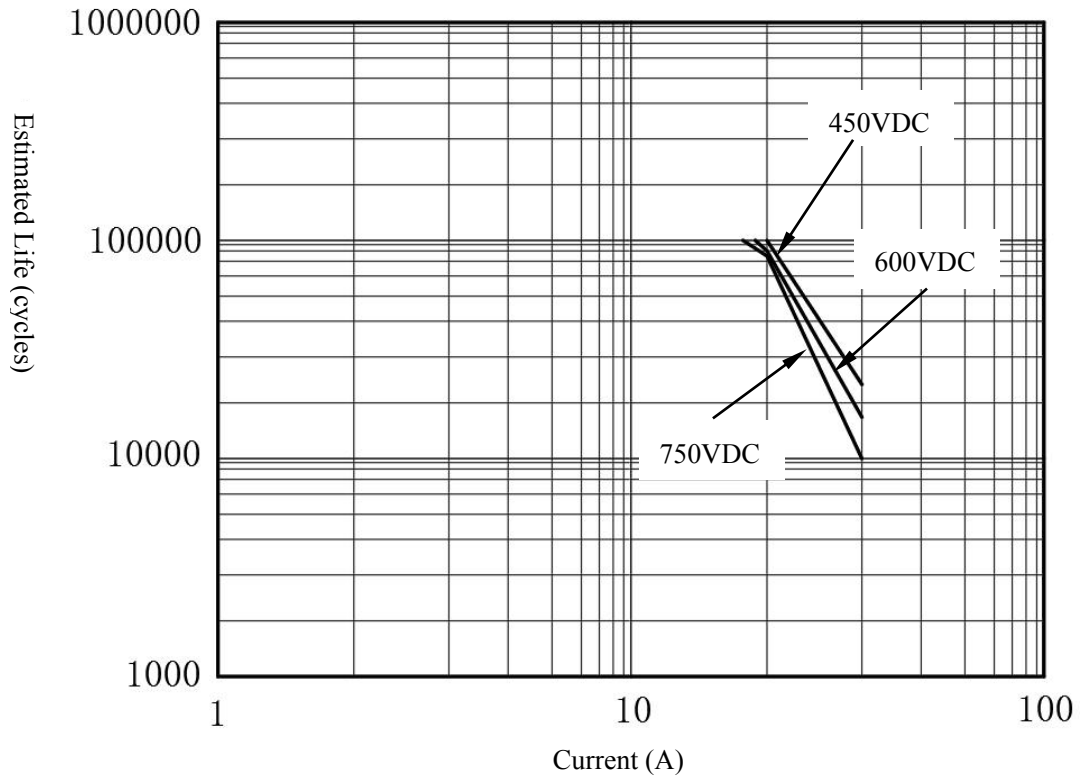
尼普顿电器
Neptune Electric

HVDC Relay NVR6V-20

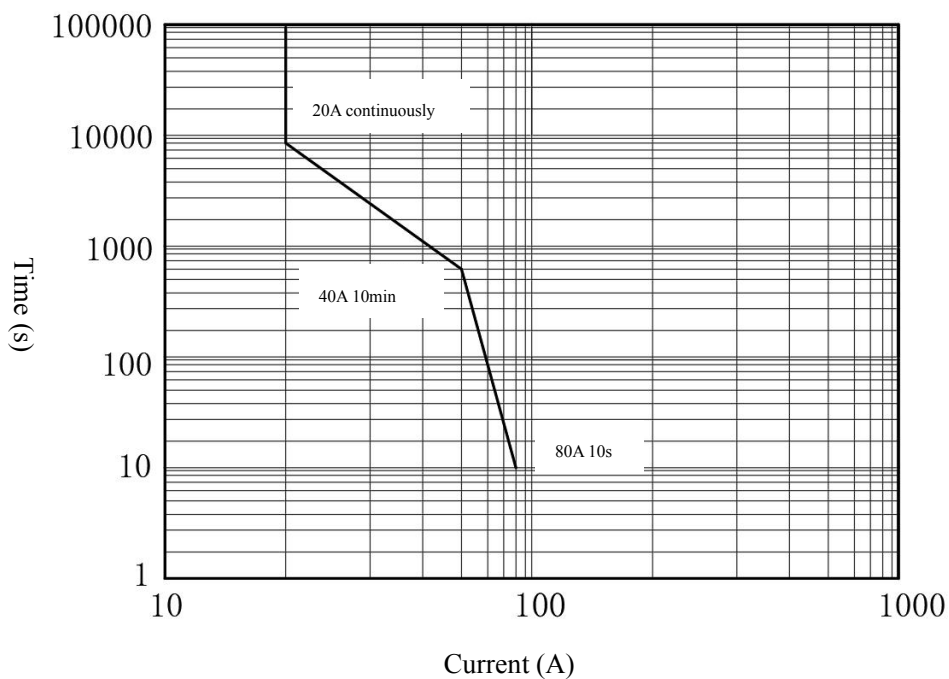


Ceramic
Series

Estimated Life Diagram



Contacts Current Capacity Diagram





尼普顿电器
Neptune Electric

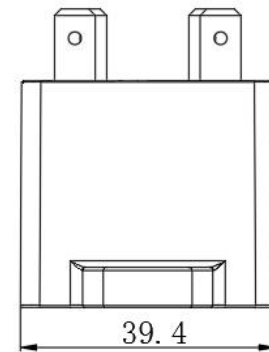
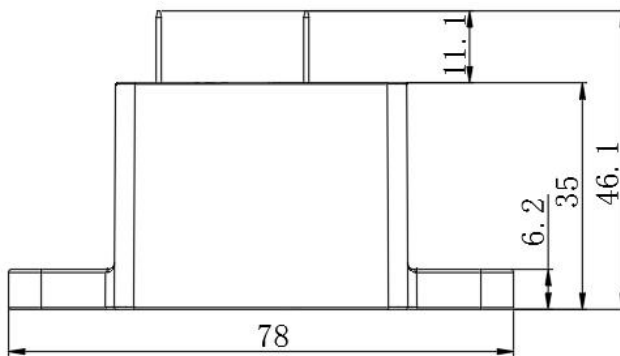
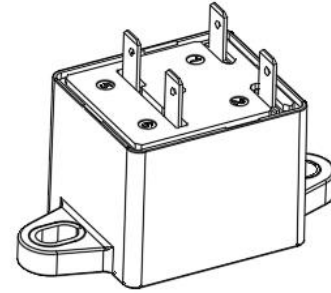
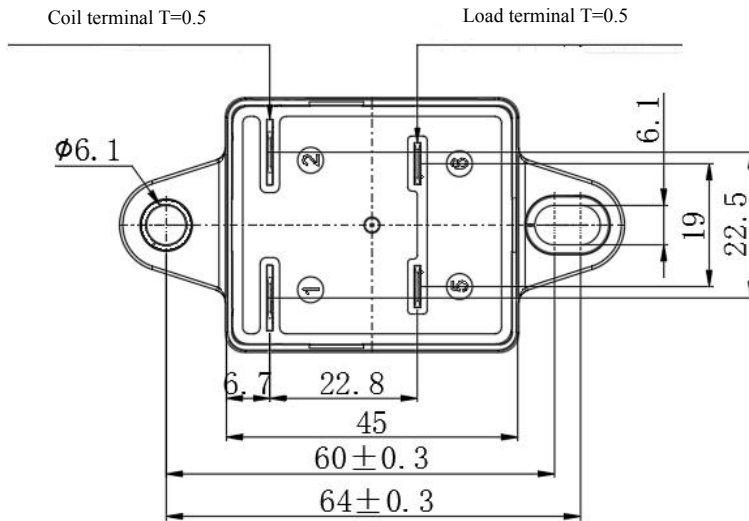
HVDC Relay NVR6V-20




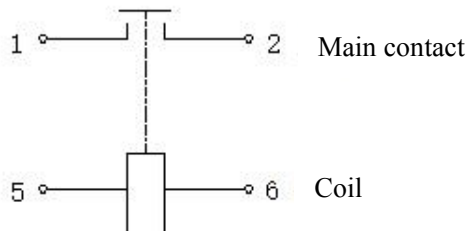
Ceramic
Series

Dimensions (mm)

Permissible deviations for basic size range	Tolerance
Up to 10	±0.3
Over 10 up to 50	±0.6
Over 50	±1.0



Circuit and Layout Dimensions (mm)





尼普顿电器
Neptune Electric

HVDC Relay NVR6V-20



Ceramic
Series

Cautions

- Please use relays in the conditions described in the specification. Otherwise product performance will not be guaranteed.
- Please add surge protection in parallel if an inductive load ($L/R > 1\text{ms}$) is applied.
- Contact resistance may increase if a relay is operating without a load.
- Please connect the terminals correctly. Any wrong connection may cause circuit damage such as malfunction, overheat, and fire.
- Screwing-tightening condition: M5 Screw: $3\text{Nm} \sim 4\text{Nm}$ (Tightening torque for fixing relay body).
- Use the suitable wires or busbars according to the current. Carrying current: 20Amps; diameter of 4mm^2 (min.).
- Standard operation condition: temperature $-40^\circ\text{C} \sim 85^\circ\text{C}$, humidity $5\% \sim 85\% \text{R.H.}$.
- If the relay is dropped, it should not be used again.

(Please do not determine specifications based on this document. Contact our sales staff for more information and supports.)